

QC2-FL2G-M

2.4mm Connector, DC~50GHz

Features:
* Low VSWR

Applications:
* Wireless
* Radar
* Instruments
* Electronics

Electrical

Frequency:	DC~50GHz
VSWR:	1.15 max.
Impedance of Dielectric:	3000MΩ min.
Impedance of Inner Conductor:	3mΩ max.
Impedance of Outer Conductor:	2mΩ max.
Voltage Withstand:	750V DC
Impedance:	50Ω

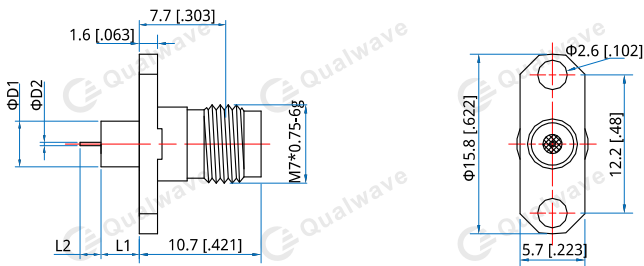
Mechanical

RF Connector:	2.4mm Female
Mating Life Cycle:	500 cycles
Outer Conductor:	Passivated SUS303 Stainless Steel
Dielectric:	PEI & PTFE or PEI
Inner Conductor:	Gold Plated Beryllium Copper

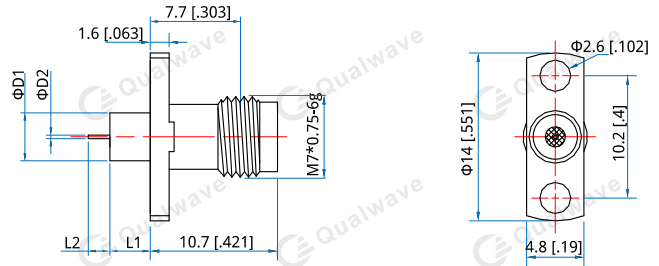
Environmental

Temperature: -55~+165°C

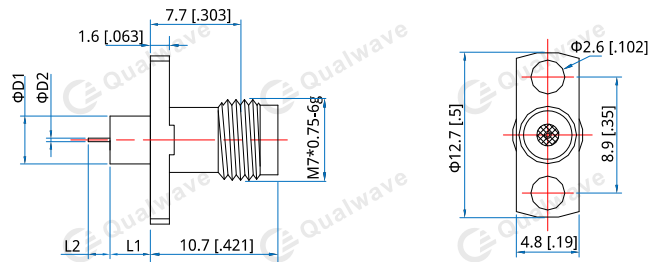
Outline Drawings



Part Number	ΦD1	ΦD2	L1	L2
QC2-FL2G-M30-01	4 [0.158]	0.3 [0.012]	1.4 [0.055]	1.5 [0.059]
QC2-FL2G-M30-02	4 [0.158]	0.3 [0.012]	3 [0.118]	1.5 [0.059]



Part Number	ΦD1	ΦD2	L1	L2
QC2-FL2G-M30-03	4 [0.158]	0.3 [0.012]	1.4 [0.055]	1.5 [0.059]
QC2-FL2G-M30-04	4 [0.158]	0.3 [0.012]	3 [0.118]	1.5 [0.059]



Part Number	ΦD1	ΦD2	L1	L2
QC2-FL2G-M30-05	4 [0.158]	0.3 [0.012]	1.4 [0.055]	1.5 [0.059]
QC2-FL2G-M30-06	4 [0.158]	0.3 [0.012]	3 [0.118]	1.5 [0.059]

Unit: mm [in]
Tolerance: ±0.2mm [±0.008in]