

# QCK-FL2G-P

## 2.92mm Connector, DC~40GHz

Features:  
\* Low VSWR

Applications:  
\* Wireless  
\* Radar  
\* Instruments  
\* Electronics

### Electrical

Frequency:	DC~40GHz
VSWR:	1.15 max.
Impedance of Dielectric:	3000MΩ min.
Impedance of Inner Conductor:	3mΩ max.
Impedance of Outer Conductor:	2mΩ max.
Voltage Withstand:	750V DC
Impedance:	50Ω

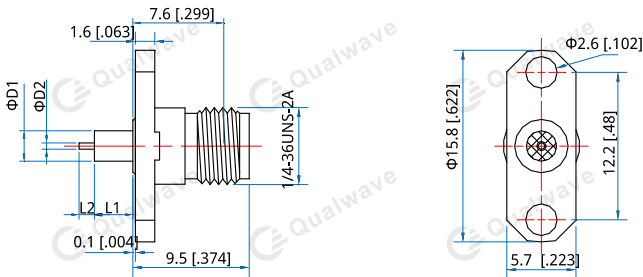
### Mechanical

RF Connector:	2.92mm Female
Mating Life Cycle:	500 cycles
Outer Conductor:	Passivated SUS303 Stainless Steel
Dielectric:	PEI & PTFE or PEI
Inner Conductor:	Gold Plated Beryllium Copper

### Environmental

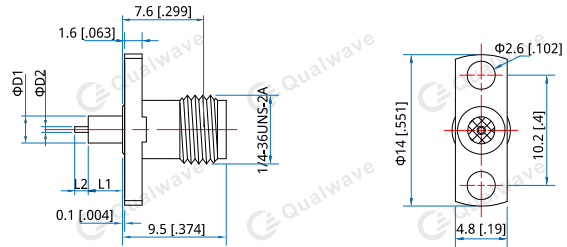
Temperature: -55~+165°C

### Outline Drawings

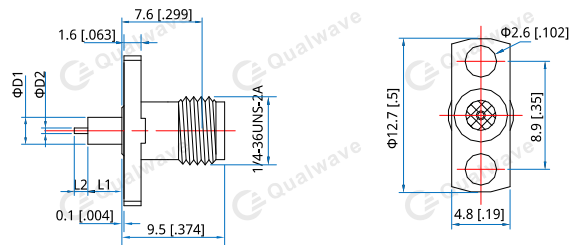


Part Number	ΦD1	ΦD2	L1	L2
QCK-FL2G-P30-01	1.67 [0.066]	0.3 [0.012]	1.4 [0.055]	1.5 [0.059]
QCK-FL2G-P30-02	1.67 [0.066]	0.3 [0.012]	3 [1.18]	1.5 [0.059]
QCK-FL2G-P30-03	1.67 [0.066]	0.3 [0.012]	3 [1.18]	4.5 [1.77]

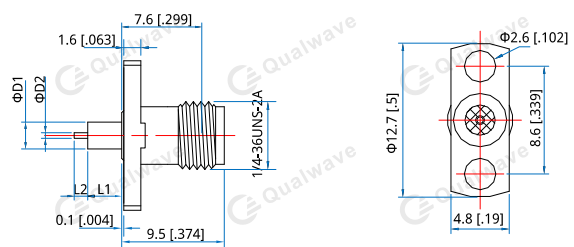
Unit: mm [in]  
Tolerance: ±0.2mm [±0.008in]



Part Number	ΦD1	ΦD2	L1	L2
QCK-FL2G-P30-04	1.67 [0.066]	0.3 [0.012]	1.4 [0.055]	1.5 [0.059]
QCK-FL2G-P30-05	1.67 [0.066]	0.3 [0.012]	3 [1.18]	1.5 [0.059]
QCK-FL2G-P30-06	1.67 [0.066]	0.3 [0.012]	3 [1.18]	4.5 [1.77]



Part Number	ΦD1	ΦD2	L1	L2
QCK-FL2G-P30-07	1.67 [0.066]	0.3 [0.012]	1.4 [0.055]	1.5 [0.059]
QCK-FL2G-P30-08	1.67 [0.066]	0.3 [0.012]	3 [1.18]	1.5 [0.059]
QCK-FL2G-P30-09	1.67 [0.066]	0.3 [0.012]	3 [1.18]	4.5 [1.77]



Part Number	ΦD1	ΦD2	L1	L2
QCK-FL2G-P30-10	1.67 [0.066]	0.3 [0.012]	1.4 [0.055]	1.5 [0.059]
QCK-FL2G-P30-11	1.67 [0.066]	0.3 [0.012]	3 [1.18]	1.5 [0.059]
QCK-FL2G-P30-12	1.67 [0.066]	0.3 [0.012]	3 [1.18]	4.5 [1.77]