

QCK-FL4G-M

2.92mm Connector, DC~40GHz

Features:
* Low VSWR

Applications:
* Wireless
* Radar
* Instruments
* Electronics

Electrical

Frequency:	DC~40GHz
VSWR:	1.15 max.
Impedance of Dielectric:	3000MΩ min.
Impedance of Inner Conductor:	3mΩ max.
Impedance of Outer Conductor:	2mΩ max.
Voltage Withstand:	750V DC
Impedance:	50Ω

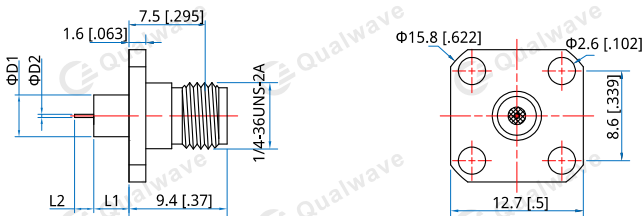
Mechanical

RF Connector:	2.92mm Female
Mating Life Cycle:	500 cycles
Outer Conductor:	Passivated SUS303 Stainless Steel
Dielectric:	PEI & PTFE or PEI
Inner Conductor:	Gold Plated Beryllium Copper

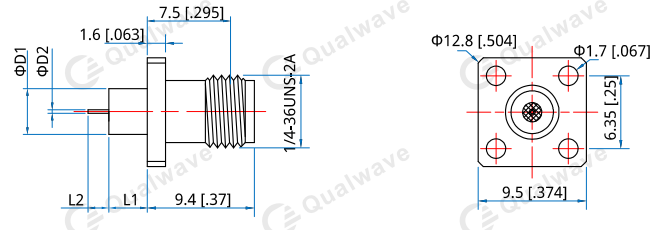
Environmental

Temperature: -55~+165°C

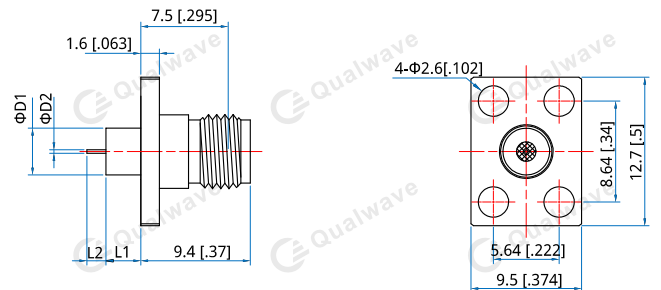
Outline Drawings



Part Number	ΦD1	ΦD2	L1	L2
QCK-FL4G-M30-01	4 [.158]	0.3 [.012]	1.4 [.055]	1.5 [.059]
QCK-FL4G-M30-02	4 [.158]	0.3 [.012]	3 [.118]	1.5 [.059]
QCK-FL4G-M60-03	4 [.158]	0.6 [.024]	10.1 [.398]	1.27 [.05]
QCK-FL4G-M30-04	4 [.158]	0.3 [.012]	3.2 [.126]	1.5 [.059]



Part Number	ΦD1	ΦD2	L1	L2
QCK-FL4G-M30-05	4 [.158]	0.3 [.012]	1.4 [.055]	1.5 [.059]
QCK-FL4G-M30-06	4 [.158]	0.3 [.012]	3 [.118]	1.5 [.059]
QCK-FL4G-M60-07	4 [.158]	0.6 [.024]	10.1 [.398]	1.27 [.05]
QCK-FL4G-M30-08	4 [.158]	0.3 [.012]	3.2 [.126]	1.5 [.059]



Part Number	ΦD1	ΦD2	L1	L2
QCK-FL4G-M30-09	4 [.158]	0.3 [.012]	1.4 [.055]	1.5 [.059]
QCK-FL4G-M30-10	4 [.158]	0.3 [.012]	3 [.118]	1.5 [.059]
QCK-FL4G-M60-11	4 [.158]	0.6 [.024]	10.1 [.398]	1.27 [.05]
QCK-FL4G-M30-12	4 [.158]	0.3 [.012]	3.2 [.126]	1.5 [.059]

Unit: mm [in]
Tolerance: ±0.2mm [±0.008in]