

QCK-ML2G-D

2.92mm Connector, DC~40GHz

Features:
* Low VSWR

Applications:
* Wireless
* Radar
* Instruments
* Electronics

Electrical

Frequency:	DC~40GHz
VSWR:	1.15 max.
Impedance of Dielectric:	3000MΩ min.
Impedance of Inner Conductor:	3mΩ max.
Impedance of Outer Conductor:	2mΩ max.
Voltage Withstand:	750V DC
Impedance:	50Ω

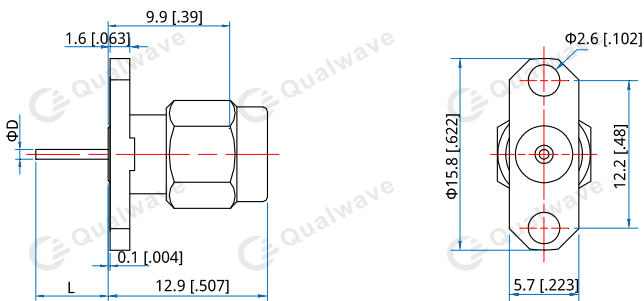
Mechanical

RF Connector:	2.92mm Male
Mating Life Cycle:	500 cycles
Outer Conductor:	Passivated SUS303 Stainless Steel
Dielectric:	PEI & PTFE or PEI
Inner Conductor:	Gold Plated Beryllium Copper

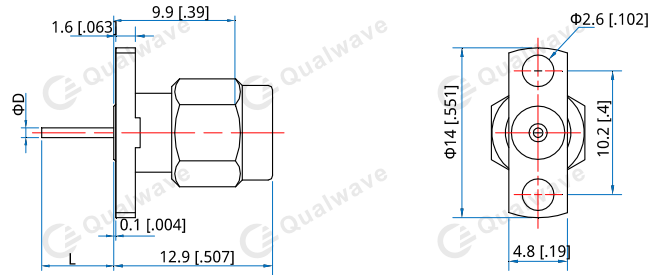
Environmental

Temperature: -55~+165°C

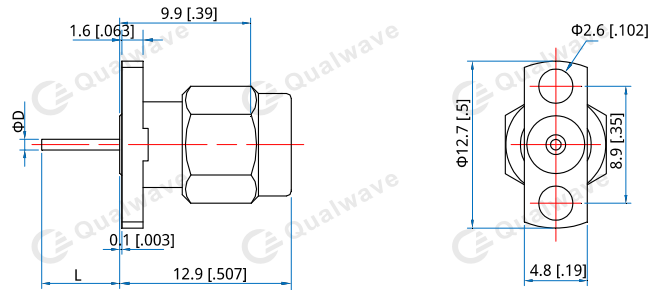
Outline Drawings



Part Number	φD	L
QCK-ML2G-D64-01	0.64 [.025]	10.92 [.43]
QCK-ML2G-D64-02	0.64 [.025]	6.84 [.269]



Part Number	φD	L
QCK-ML2G-D64-03	0.64 [.025]	10.92 [.43]
QCK-ML2G-D64-04	0.64 [.025]	6.84 [.269]



Part Number	φD	L
QCK-ML2G-D64-05	0.64 [.025]	10.92 [.43]
QCK-ML2G-D64-06	0.64 [.025]	6.84 [.269]

Unit: mm [in]
Tolerance: ±0.2mm [±0.008in]