

# QCS-ML2G-M

## SMA Connector, DC~26.5GHz

Features:  
\* Low VSWR

Applications:  
\* Wireless  
\* Radar  
\* Instruments  
\* Electronics

### Electrical

Frequency:	DC~26.5GHz
VSWR:	1.15 max.
Impedance of Dielectric:	5000MΩ min.
Impedance of Inner Conductor:	3mΩ max.
Impedance of Outer Conductor:	2mΩ max.
Voltage Withstand:	1000V DC
Impedance:	50Ω

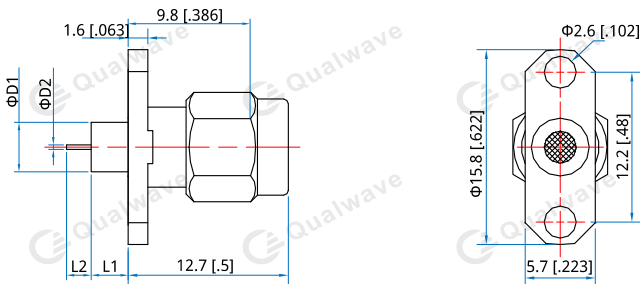
### Mechanical

RF Connector:	SMA Male
Mating Life Cycle:	500 cycles
Outer Conductor:	Passivated SUS303 Stainless Steel
Dielectric:	PEI & PTFE
Inner Conductor:	Gold Plated Beryllium Copper

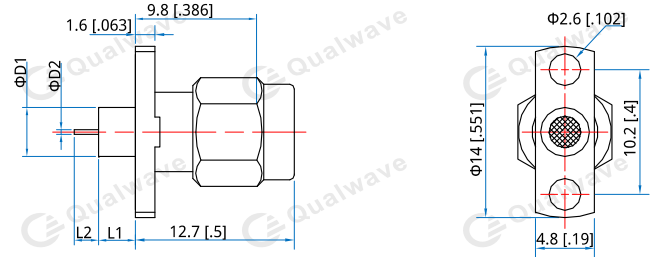
### Environmental

Temperature: -55~+165°C

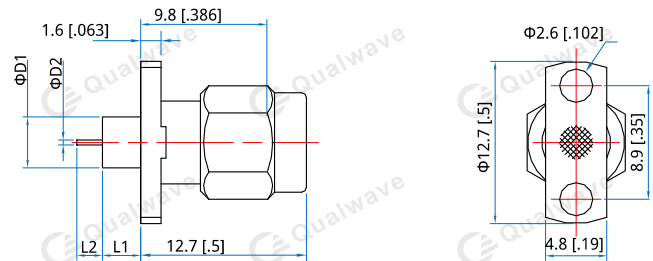
### Outline Drawings



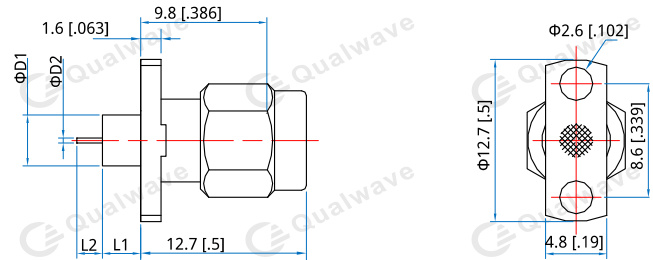
Part Number	ΦD1	ΦD2	L1	L2
QCS-ML2G-M38-01	4 [158]	0.38 [015]	3 [118]	2 [079]



Part Number	ΦD1	ΦD2	L1	L2
QCS-ML2G-M38-02	4 [158]	0.38 [015]	3 [118]	2 [079]



Part Number	ΦD1	ΦD2	L1	L2
QCS-ML2G-M38-03	4 [158]	0.38 [015]	3 [118]	2 [079]



Part Number	ΦD1	ΦD2	L1	L2
QCS-ML2G-M38-04	4 [158]	0.38 [015]	3 [118]	2 [079]

Unit: mm [in]  
Tolerance: ±0.2mm [±0.008in]