QASB-B

SMA to BNC

Features:
* Low VSWR

Applications:
* Wireless
* Transmitter
* Laboratory Test
* Radar

Electrical

Frequency:	DC~3GHz (Outline E)
	DC~4GHz (Outline F, G)
	DC~6GHz
VSWR:	1.15 max. (Outline F, G)
	1.25 max. (Outline E)
	1.35 max.
Impedance:	50Ω

Mechanical

RF Connectors:	SMA
	BNC
Outer Conductor:	Nickel plated brass
Dielectric:	PTFE
Inner Conductor:	Glod pated brass or gold plated phosphor copper

Environmental

Operating Temperature:	-55~+155℃

How To Order

QASB-MM-B - SMA(m) to BNC(m), Outline A
QASB-FM-B - SMA(f) to BNC(m), Outline B
QASB-MF-B - SMA(m) to BNC(f), Outline C
QASB-FF-B - SMA(f) to BNC(f), Outline D
QASBH-FF-B - SMA(f) to BNC(f) bulk head, Outline E
QASBH-FF-B-1 - SMA(f) to BNC(f) bulk head, Outline F
QASBL-FF-B - SMA(f) to BNC(f) flange mount, Outline G

Customization is available upon request.

Outline Drawings

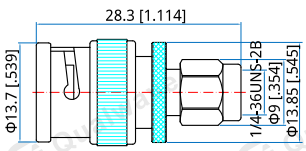

Outline A

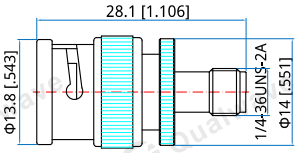

Outline B

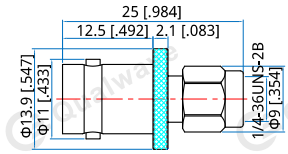

Outline C

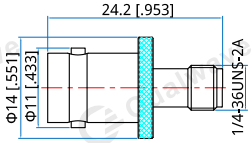

Outline D

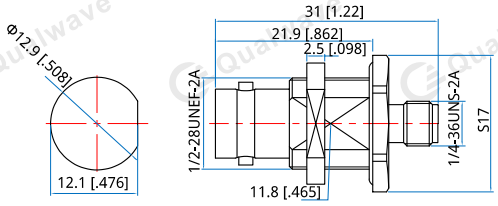

Outline E

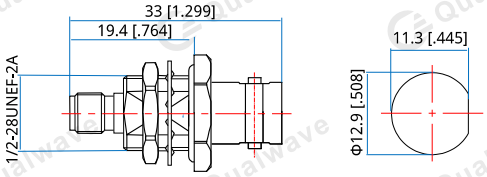

Outline F

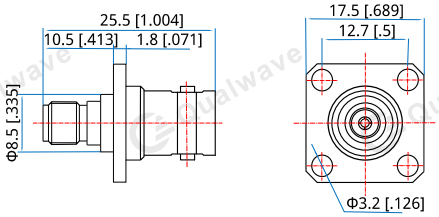

Outline G

Unit: mm [in]
Tolerance: ±0.2mm [±0.008in]