

## QELC-2-2

### 2.4mm, DC~50GHz

- Features:**
- \* Low VSWR
  - \* No welding
  - \* Reusable
  - \* Easy installation

- Applications:**
- \* Laboratory Test

#### Electrical

Frequency: DC~50GHz  
 VSWR: 1.3 max.  
 Impedance: 50Ω

#### Mechanical

RF Connector: 2.4mm  
 Outer Conductor: Passivated stainless steel  
 Dielectric: PEI & PTFE  
 Inner Conductor: Gold plated beryllium copper

#### Environmental

Temperature: -55~+165°C

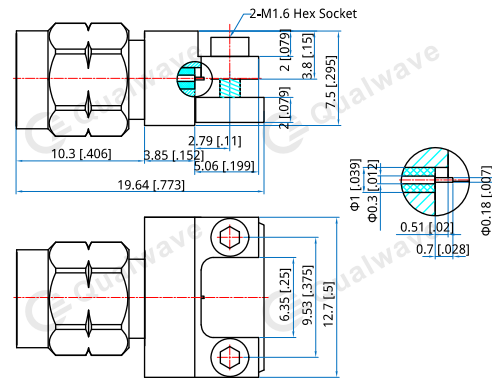
#### How To Order

**QELC-2-2** - Outline A

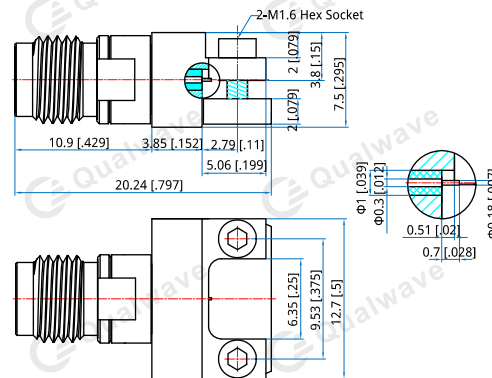
**QELC-2F-2** - Outline B

Customization is available upon request.

#### Outline Drawings

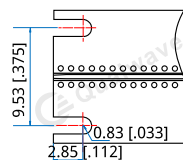


Outline A



Outline B

#### PCB Layout



Unit: mm [in]  
 Tolerance: ±0.2mm [±0.008in]