

# QELC-2-3

## 2.4mm, DC~50GHz

- Features:
- \* Low VSWR
  - \* No welding
  - \* Reusable
  - \* Easy installation

- Applications:
- \* Laboratory Test

### Electrical

Frequency: DC~50GHz  
 VSWR: 1.3 max.  
 Impedance: 50Ω

### Mechanical

RF Connector: 2.4mm  
 Outer Conductor: Passivated stainless steel  
 Dielectric: PEI & PTFE  
 Inner Conductor: Gold plated beryllium copper

### Environmental

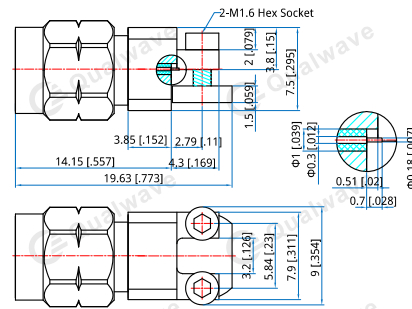
Temperature: -55~+165°C

### How To Order

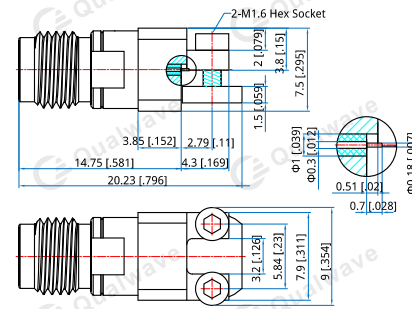
- QELC-2-3 - Outline A
- QELC-2F-3 - Outline B

Customization is available upon request.

### Outline Drawings

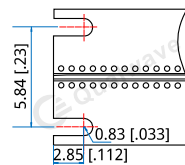


Outline A



Outline B

### PCB Layout



Unit: mm [in]  
 Tolerance: ±0.2mm [±0.008in]